







SPECIFICATION	BORING				COUNTER BORING					INSERT SIZE	CLAMP SCREW	WRENCH	WEIGHT (KG)
	DC	DM	L	CUTTER BLOCK	DC	L1	L2	A	CUTTER BLOCK				
CKB1-EWN2036-32.5 	20-26	19	32.5	ENH1-1	30-31	20	10	10		TP..0802..	M2.2 x 5		0.09
	25-31			ENH1-2					ENH1-2				
	30-36			ENH1-3					ENH1-3				
CKB2-EWN2547-35.5	25-33	24	35.5	ENH2-1	36-40	22	10	12.5		TP..0802..	M2.2 x 5	T7	0.15
	32-40			ENH2-2					ENH2-2				
	39-47			ENH2-3					ENH2-3				
CKB3-EWN3260-40 	32-42	31	40	ENH3-1	46-51	25	9	16		TP..0802..	M2.2 x 5	T7	0.25
	41-51			ENH3-2					ENH3-2				
	50-60			ENH3-3					ENH3-3				
CKB4-EWN4174-47 	41-54	39	47	ENH4-1	58-66	30	13	20	ENH4-1	TP..0802..	M2.2 x 5	T7	0.43
	53-66			ENH4-2					ENH4-2				
	61-74			ENH4-3					ENH4-3				
CKB5-EWN5395-57	53-70	49	57	ENH5-1	62-70	34	19	25.5	ENH5-1	TC..1102..	M2.5 x 6	T8	1.25
	68-85			ENH5-2					ENH5-2				
	78-95			ENH5-3					ENH5-3				
CKB6-EWN68150-71	68-100	63	71	ENH6-1	80-100	45	23	32.5	ENH6-1	TC..1103..	M3 x 8	T8	1.78
	93-125			ENH6-2					ENH6-2				
	125-150			ENH6-3					ENH6-3				
CKB6-EWN100203-71 	100-153	63	71	ENH6-1	112-153	45	23	45.5	ENH6-1	TC..1103..	M3 x 8		1.78
	125-178			ENH6-2					ENH6-2				
	150-203			ENH6-3					ENH6-3				